KFSCIS

Fall 2023 Senior Design Project

Learnr Growth & Skill Tracker

Students: Rose De Sicilia, Amani Hunt
Mentor(s): Yola Belisario, Robert Fortunato, Rosamaria Belisario
Instructor/Faculty: Masoud Sadjadi

Knight Foundation School of Computing and Information Sciences

ASSURANT®

Problem

How to get new hires up to speed, consistently and effectively?

Solution

Tailored software development learning platform

System Diagram

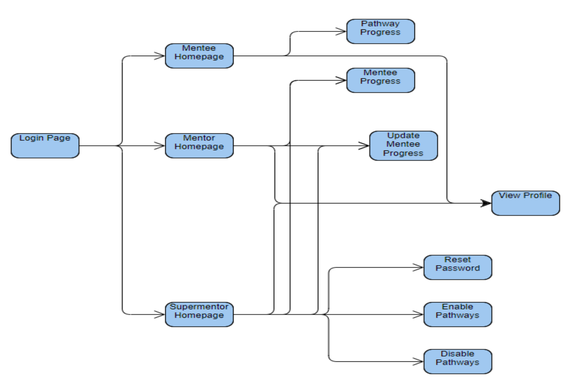

ER Diagram

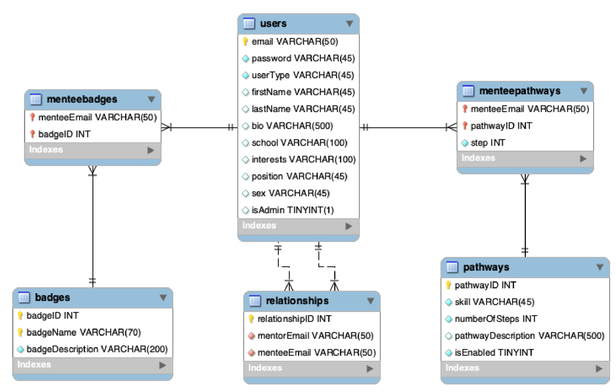

Implementation

Supermentor

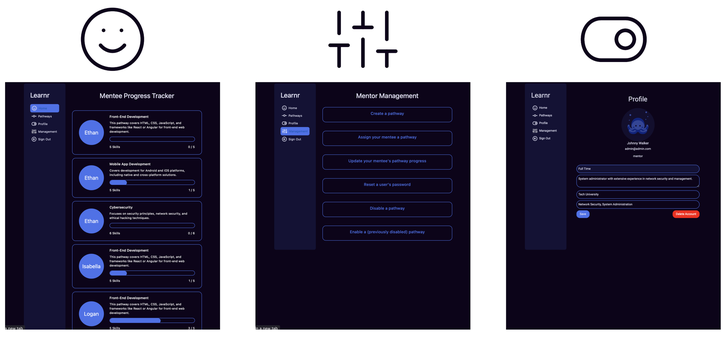

Mentor

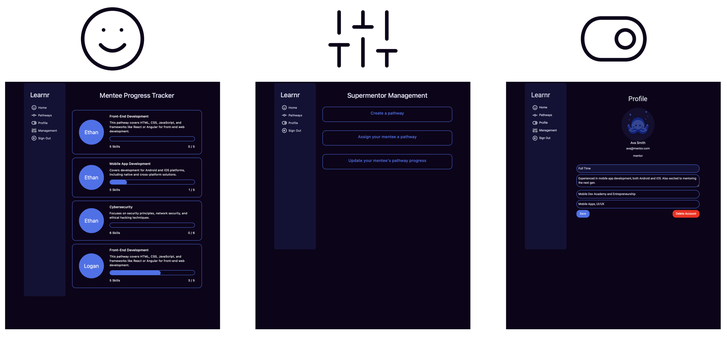

Mentee

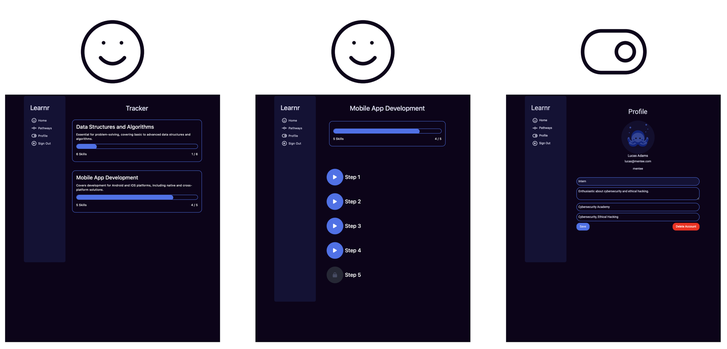

Project Progression

research | workspace setup | software architecture | database | learning roadmap | documentation | account management | ui/ux

Sprint 1

- discuss project needs with PO
- categorize PO requests and identify project MVP
- create user stories for the MVP
- identify parts of the MVP and associated technologies
- research technologies needed for MVP
- set up github desktop, github repository, and vscode
- design - mentee single pathway tracker

Sprint 2

- design - sign in page
- design - profile
- design - navigation side bar
- design - mentor/ supermentor tracker dashboard
- design - mentee all pathways tracker
- backend - supermentor can create user accounts - CSV
- frontend - supermentor can create user accounts

Sprint 3

- create project Readme.md file

Sprint 4

- backend - supermentor creates account and add profile information
- backend - users can view their profile information - mySQL
- backend - users can add information to their profile - mySQL
- backend - users can edit their profile information - mySQL
- backend - supermentor can reset password - mySQL
- frontend - supermentor creates account and add profile information
- frontend - users can view their profile information
- frontend - users can add information to their profile
- frontend - users can edit their profile information
- frontend - supermentor can reset password

Sprint 5

- backend - proper authorization checks
- frontend - navigation side panel for all users following ui design
- frontend - login screen following ui design

Sprint 6

- create database data
- populate database with data
- backend - delete user account
- backend - mentee single pathway tracker
- backend - mentor/ supermentor tracker dashboard
- backend - mentee all pathways tracker
- update the project Readme.md file
- backend - user can delete their own account
- frontend - user can delete their own account following ui design
- backend - user profile
- frontend - user profile following ui design
- frontend - mentor management dashboard following ui design
- frontend - supermentor management dashboard following ui design
- frontend - mentor/ supermentor tracker dashboard following ui design
- frontend - mentee all pathways tracker following ui design
- frontend - mentee single pathway tracker following ui design

HTML | CSS | JS | npm | B | express | node.js | MySQL

From left to right: [1] System diagram of how each state in the system relates to the other(s). [2] Database Entity Relationship (ER) diagram [3] Project management board showing the progression of various tasks across six sprints for different components of a website development project. [4] Set of images illustrating the current implementation of the website across the three different user types (supermentor, mentor, and mentee) while interacting with different parts of the website. [5] All tools used during the creation of this project. From left to right: HTML, CSS, JavaScript, npm, Bootstrap, Express.js, node.js, git, github, mySQL, VSCode, and Figma.

FIU Engineering & Computing

ACKNOWLEDGMENT

The material presented in this poster is based upon the work supported by Assurant. We thank Assurant for the assistance and mentorship we received throughout the senior design project.

FIU Engineering & Computing